

# GT1175

Automatic Sliding Doors

Where ELEGANCE meets DURABILITY



## Product Features and Benefits

- Heavy-duty anodized roller track for **long-lasting durability**
- Integral flush-glazed framing **enhances the entrance appearance**
- Large urethane door rollers for **smooth and long-lasting operation**
- Belt drive and brushless motor system ensure **silent and reliable operation**
- Approved Class 1 Vertical Laminar Flow for **clean rooms and critical applications**
- Superior double-mohair thermal brush provides **maximum isolation from outside elements**
- Equipped with sensor systems that comply with ANSI A156.10 and **promotes reduced liability and increased safety**



# GT1175

The NABCO GT1175 sets the standard for smooth operation and quiet, whisper-like performance. While elegant by design, the GT1175 is engineered to withstand challenging environment and weather conditions. NABCO's microprocessor control provides reliable door operation, important usage counts, and diagnostic features for quick trouble-shooting and reduced maintenance costs. Offering a prompt return on your investment with one of the lowest lifetime costs of ownership, the ultra-quiet, high-performance GT1175 is the right solution for every automatic sliding door entrance.

## The GT1175 Slider Operator



Header cover is pre-wired for sensor installation and uses extra-thick aluminum extrusions to minimize deflection.



Quick-disconnect power supply    Low-voltage transformer    Microprocessor control    Brushless motor/gearbox    Thick weatherstrip    Microfiber-reinforced belt

### PRODUCT INFORMATION

Header dimensions - standard	6 1/2"W (165.1) x 7 1/2"H (190.5)
Standard finish	Clear and dark bronze anodized
Optional finishes	Painted, clad, special anodized
Mounting	Concealed and surface-applied
Threshold	Surface-applied, recessed, none
Configurations	Single, bi-part / full breakout, fixed sidelite
Transom	Optional

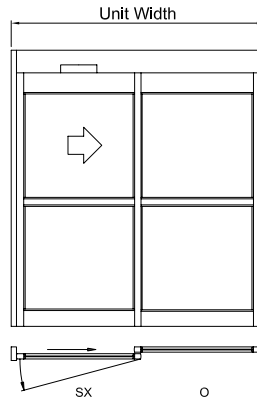
### TECHNICAL INFORMATION

Operator drive	Electro-mechanical
Drive system	Belt drive
Motor type	1/4 HP (peak) brushless
Primary circuit protection	Breaker
Controller	Microprocessor
Breakout	System disabled when panels break out
Operating voltage	120 VAC - 5 AMP
Auxiliary power output	12 VDC
Maximum door panel weight	600 lbs.
Switch modes	On/off, 1-way, 2-way, hold-open, night
Opening and closing speed	Adjustable
Reduced opening function	Standard
Obstacle detection	Available in both directions
Hold-open time	Adjustable [0-67 seconds]

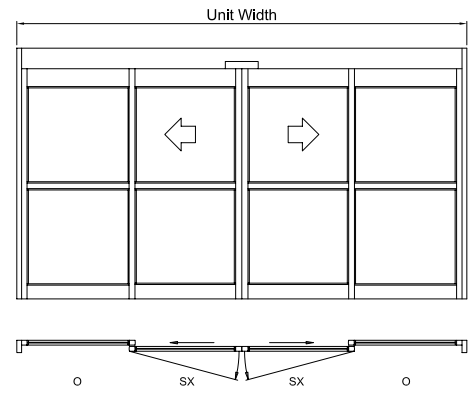
### CODE COMPLIANCE / APPROVALS

Code compliance	ANSI A156.10
Approvals	UL, ULC and CSFM

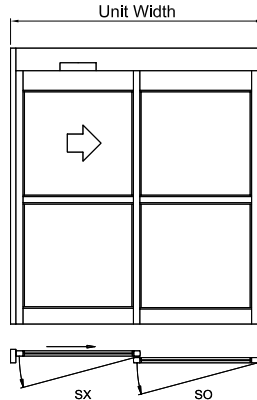
Single slider - fixed sidelite



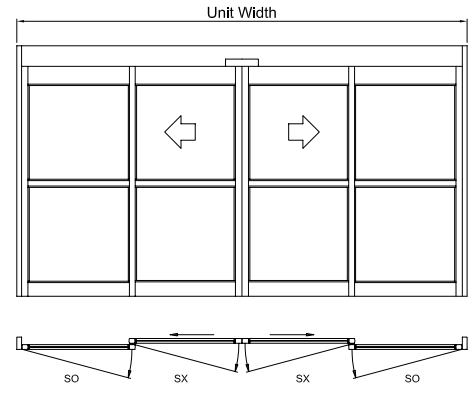
Bi-part slider - fixed sidelite



Single slider - full breakout



Bi-part slider - full breakout



## NABCO Service and Specifications

Along with the NABCO factory branches, NABCO has the largest independently owned network of automatic door distributors in North America. Their friendly, qualified installers and technicians always strive to exceed your expectations from install to after-sales service. NABCO's factory branches and independent distributors provide AAADM-certified technicians to ensure your doors meet all ANSI A156.10 standards.

Complete three-part specifications and CAD drawings are available on the NABCO website.

### SELECTION GUIDE

DOOR TYPE	FRAME WIDTH	DOOR OPENING	BREAKOUT OPENING
Single FSL	7" (1930) - 9" (2743)	36" (914) - 48" (1219)	39" (990) - 51" (1295)
Single FBO			76" (1930) - 100" (2794)
Bi-part FSL	10" (3048) - 18" (5486)	48" (1219) - 96" (2438)	54" (1371) - 102" (2590)
Bi-part FBO			104" (2642) - 200" (5080)



Member of the Nabtesco Group

NABCO ENTRANCES INC.

S82 W18717 Gemini Drive | Muskego, WI 53150 | 877-622-2694 | Fax 888-679-3319

www.nabcoentrances.com | Email info@nabcoentrances.com



Distributed by:

